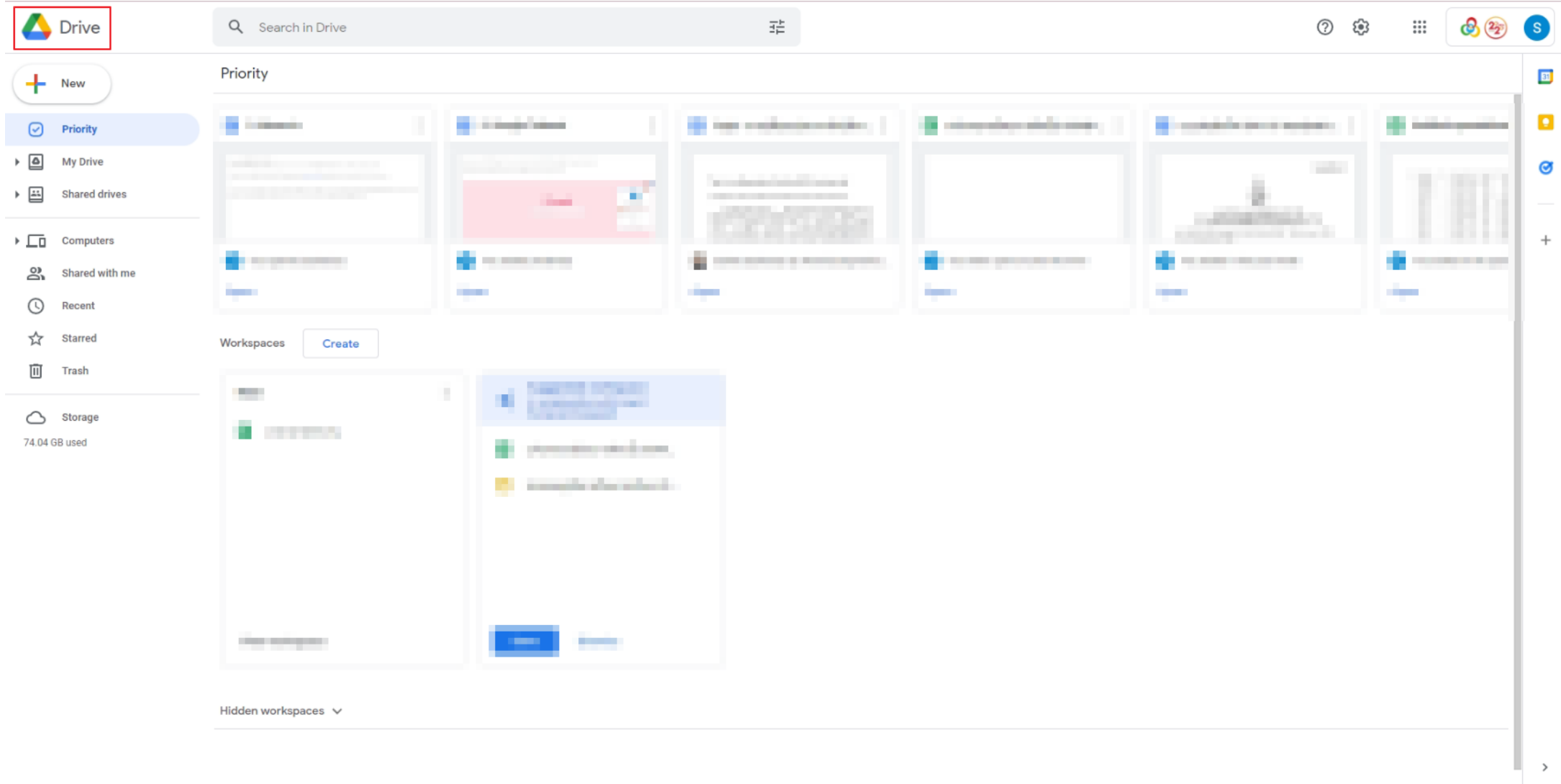


Google Drive for Desktop is an application from Google that we can install on our computer and simulate Drive as if it were on our machine. This allows us to move files out of Google Drive more conveniently.

Go to Google Drive via Web Browser



, then press the Setting (1) button and go to Get Drive for Desktop (2) to go to the Download Application page.

The screenshot displays the Google Drive web interface. In the top right corner, a settings gear icon is circled in red and labeled with a red circle containing the number '1'. A dropdown menu is open from this icon, with the 'Get Drive for desktop' option highlighted in grey and labeled with a red circle containing the number '2'. Other menu items include 'Settings' and 'Keyboard shortcuts'. The main content area shows a 'Priority' section with several document thumbnails and a 'Workspaces' section with a 'Suggested workspace' card.

Press the Download Drive for Desktop button. To download



Individuals Teams Enterprise Download

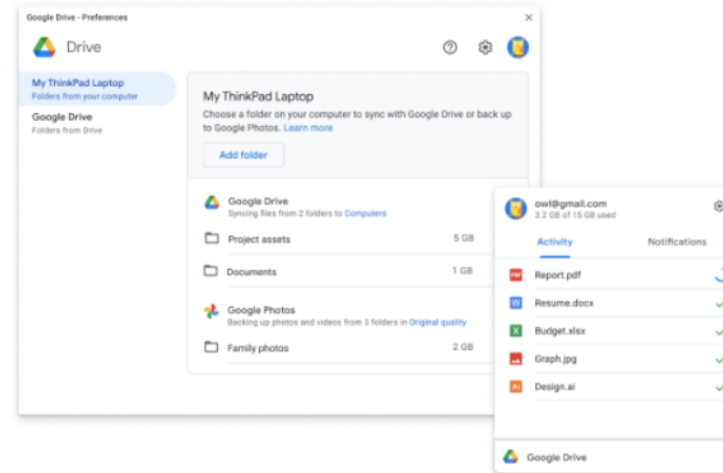
Go to Drive

Try Drive for your team

## Safely store your files and access them from any device

Choose folders on your computer to sync with Google Drive or backup to Google Photos, and access all of your content directly from your PC or Mac

Download Drive for desktop



## Experience Drive on your mobile device

Drive works on all major platforms, enabling you to work seamlessly across your browser, mobile device, tablet, and computer.



<https://dl.google.com/drive-file-stream/GoogleDriveSetup.exe>

Go to Google Drive

, when the download is complete, let us install the Application

by opening the file that we have finished downloading and press the Install button



Individuals Teams Enterprise Download


Go to Drive

Try Drive for your team

## Safely store your files and access them from any device

Choose folders on your computer to sync with Photos, and access all of your content directly

Download Drive for desktop



## Experience Drive on your mobile device

Drive works on all major platforms, enabling you to work seamlessly across your browser, mobile device, tablet, and computer.

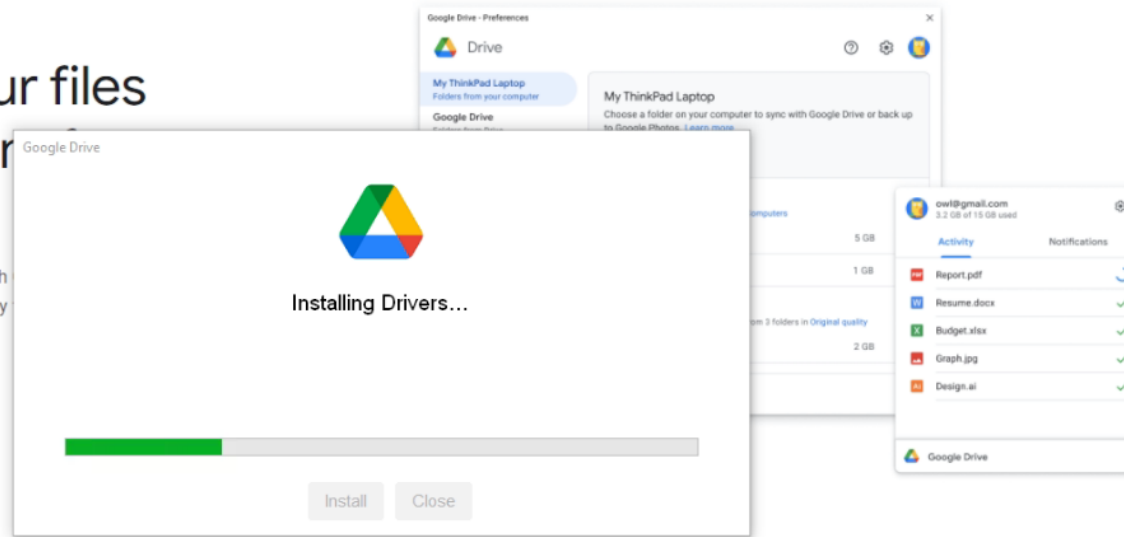


Go to Google Drive

# Safely store your files and access them from any device

Choose folders on your computer to sync with Google Drive, and access all of your content directly from any device.

Download Drive for desktop



## Experience Drive on your mobile device

Drive works on all major platforms, enabling you to work seamlessly across your browser, mobile device, tablet, and computer.



Go to Google Drive

when the installation is complete. A screen will come up for us to Sign in Google Account by allowing us to click on the Sign in with browser button.



Individuals Teams Enterprise Download


Go to Drive

Try Drive for your team

# Safely store your files and access them from any device

Choose folders on your computer to sync with Photos, and access all of your content directly

Download Drive for desktop



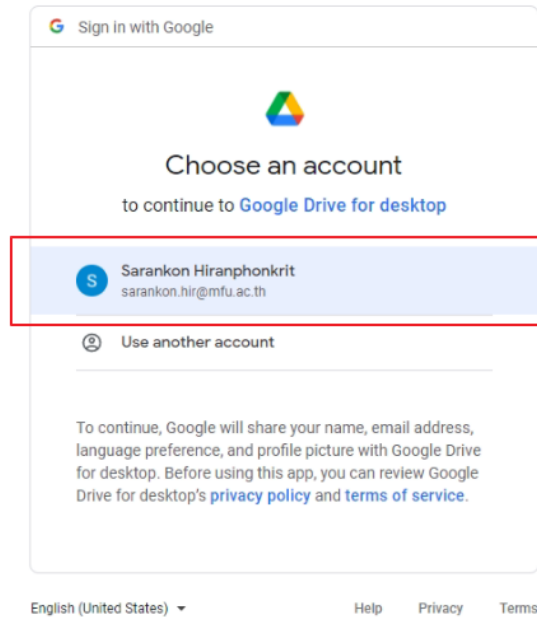
## Experience Drive on your mobile device

Drive works on all major platforms, enabling you to work seamlessly across your browser, mobile device, tablet, and computer.



Go to Google Drive

If the Web Browser finds that our Google Account information will show the Account page, we can choose it, then press Sign in. To access our account, but if our Account information is not found, the system will take us to the Login page.



Sign in with Google



Make sure that you downloaded  
this app from Google

 sarankon.hir@mfu.ac.th

Don't sign in to [Google Drive for desktop](#) unless you're sure this app was downloaded from Google.

If you received a notification to move your accounts, [Google Drive for desktop](#) may have been downloaded for you by Backup and Sync.

If you're not sure whether you downloaded [Google Drive for desktop](#) from Google, you should contact Google support.

Cancel

Sign in



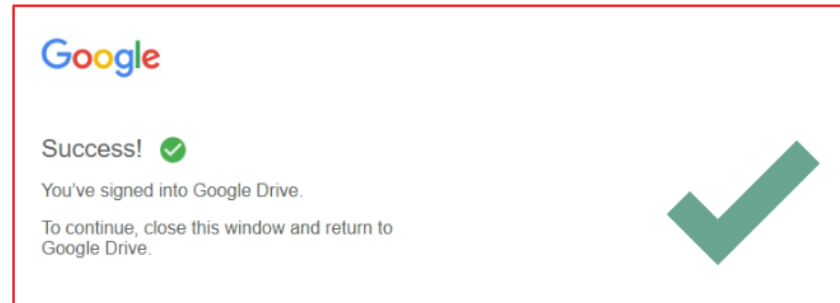
English (United States) ▾

[Help](#)

[Privacy](#)

[Terms](#)

Once we have installed and signed in, the system will inform us that Success!



Wait a moment, let us open it to This PC, we will see that there is a new Drive named Google Drive. From here we can go into Google Drive and copy data from Google Drive to other Drives on the machine. we got

